


Yogumix Operation Manual

(a) Business Name: ROYAL ICE TECHNOLOGIS LTD

Address: Eliyahu Eitan 3, Rooms 123-125, Rishon Le Zion, ISRAEL

(b) The designation of the machinery Royal Yogumix R02 is to produce:
Frozen Yogurt, Soft Ice Cream, Milk or fruit shakes, Crushed Ice
Juice, Snow Ice and Cocktails.

(c) For EC declaration of conformity, please see APPENDIX A



See APPENDIX B for further description



Machine operating instructions – scan QR codes to view videos to learn how to produce different products by using Yogumix frozen yogurt machine:

Yogurt Dose preparation video



Frozen Yogurt preparation video



Smoothies
preparation video



Crushed Ice Juice
preparation video



Cleaning instructions during preparation, and at the end of the day –use mild soap for cleaning the machine. If the machine is not used for a long period of time, disinfect the machine before usage. Use disinfection material only authorized to be in contact with food (NSF).

Scan QR code for cleaning machine movie



- (g) The intended use of the machine is production of crushed ice juice, frozen yogurt smoothies and milkshakes.
- (h) Warnings concerning ways in which the machinery must not be used, which experience has shown might occur; see APPENDIX C for safety instructions
- (i) Assembly, installation and connection instructions, including drawings, diagrams and the means of attachment and the designation of the chassis or installation on which the machinery is to be mounted; see article K for more info

Scan QR code to view video on how to Assemble the machine



- (j) The machine weighted emission sound pressure level at workstations does not exceed 70 dB(A), hence, there is no need to take exceptional measures to reduce noise level.
- (k) Instructions on putting into service and use of the machinery; mount the machine on a flat surface, use 4 bolts. M8, see APPENDIX D
- (l) There are no residual risks that remain despite the inherent safe design measures, safeguarding and complementary protective measures adopted
- (m) Instructions on the protective measures to be taken by the user, including, when appropriate, the personal protective equipment to be provided;- Perspex shield, there are no outstanding measures needed by the user.
- (n) There are no specific tools needed which may be fitted to the machinery besides commonly used tools such as a screwdriver.
- (o) The machinery meets the requirement of stability during use, transportation, assembly, dismantling when out of service, testing or foreseeable breakdowns;
- (p) Instructions with a view on ensuring that transport, handling and storage operations may be made safely, giving the mass of the machinery and of its various parts where these are regularly to be transported separately;

Please pick up by machine via forklift and not by hand.

Packaging of machinery: The machine is packaged by bubble nylon and then packed in a box. The machine is mounted to a wooden surface, and is tied to the surface and all around the machine. Then, the machine is tied by hard plastic ribbon,

See photo below



- (q) The operating method to be followed in the event of accident or breakdown; if a blockage is likely to occur, the operating method to be followed so as to enable the equipment to be safely unblocked. In case of overload, the electrical system falls down.
- (r) The description of the adjustment and maintenance operations that should be carried out by the user and the preventive maintenance measures that should be observed--In the end of each working day wash all the sugars left in the machine thoroughly. Wipe the machine three times with a dry rag.



- (s) Enable adjustment and maintenance to be carried out safely, including the protective measures that should be taken during these operations; all operating actions are taken once the machine is turned off and stable on a flat surface
- (t) The specifications of the spare parts to be used, when these affect the health and safety of operators; please turn to your local distributor for additional spare parts.
- (u) The following information on airborne noise emissions:
 - The A-weighted emission sound pressure level at workstations, does not exceed 70 dB(A),

*



EC Declaration of Conformity

We, Ice Royal Ltd.
Levinsky St. 27 Rishon Le'Zion 75754 Israel

Declare under our sole responsibility, that the
Yogumix Frozen Yogurt Machine is produced by us in 2013.

Type: Yogumix Frozen Yogurt Machine

Serial Number: 10001

To which this declaration relates is in conformity with the following
directives or standards
2006/42/EC Machinery Directive
2006/95/EC The Low Voltage Directive
EN 60204-1 Safety of machinery - Electrical equipment

Date of issue: January 16, 2013
Place of issue: Rishon Le'Zion, Israel

Signed by: Moshe Moyal

Moshe Moyal

Title: CEO

□



ROYAL

Ice Technologies



APPENDIX B-ENGLISH CATALOG

ROYAL



All in one machine

Royal Yogumix is an integrated machine with minimum space occupancy and maximum efficiency. Enabling maximum production for smoothie, soft ice cream, Frozen yogurt, Milkshakes, crushed ice juices...



ROYAL syrup is an exclusive product for flavoring of ice crushed juices, milkshakes and frozen yogurt that are available in strawberry, cappuccino, passionfruit, lemon mint...



ROYAL premix is an exclusive product for the preparation of 40 portions of frozen yogurt/vanilla per bag.
- Easy to store
- Economic
- Rich in flavor

Yogumix Specifications:

Dimensions: 340*575*971 (in mm)
Weight: 76 kg
Power connection: single phase
220V 50Hz ,110V 60Hz

Ice Royal Ltd. Lishansky 27 st. Rishon Le-zion ISRAEL
Tel: 972-3-9580606/7 Fax: 972-3-9580303 www.globalroyal.net

- Quick wash button enabling the sanitation of the machine between portions and adding water per dose as needed
- Lock button enabling to lock the mixer while operating.
- Modular handle to operate from right or left side.
- Striking design with blue led lighting and branding option

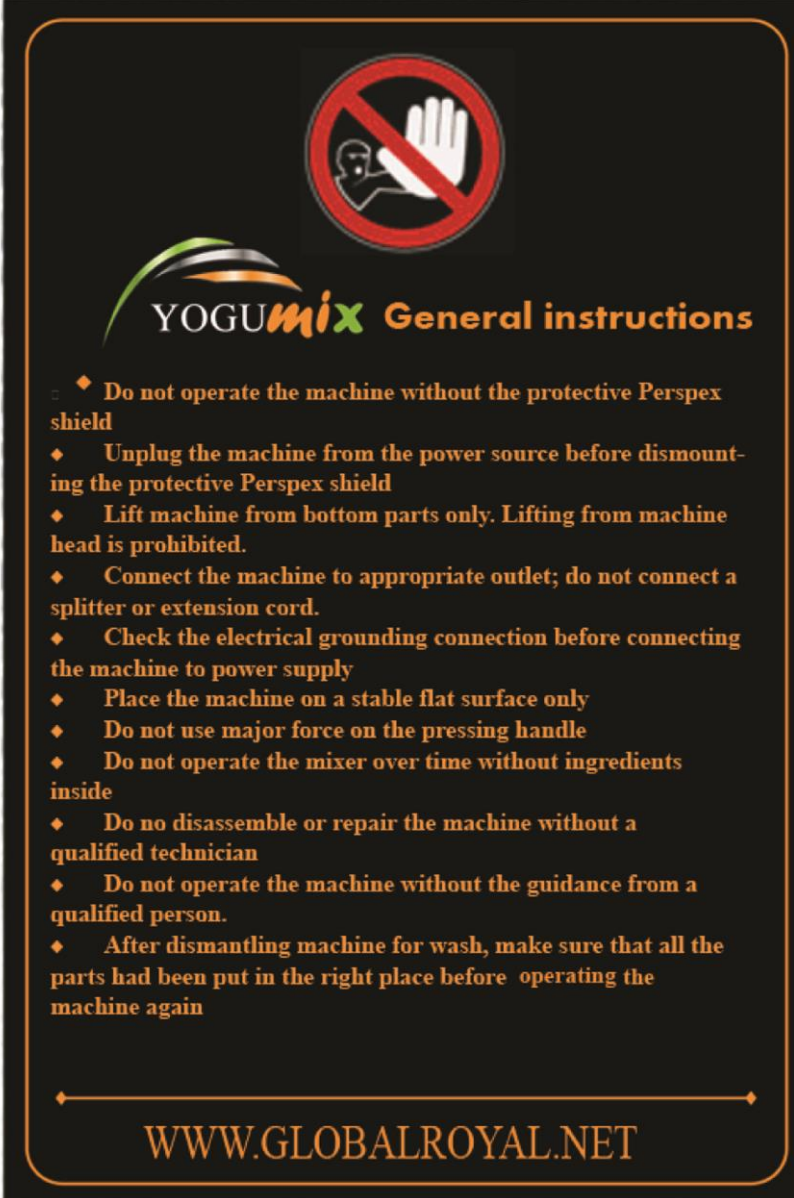


We are looking for local distributors in europe. For info visit globalroyal.net





APPENDIX C- SAFETY INSTRUCTIONS



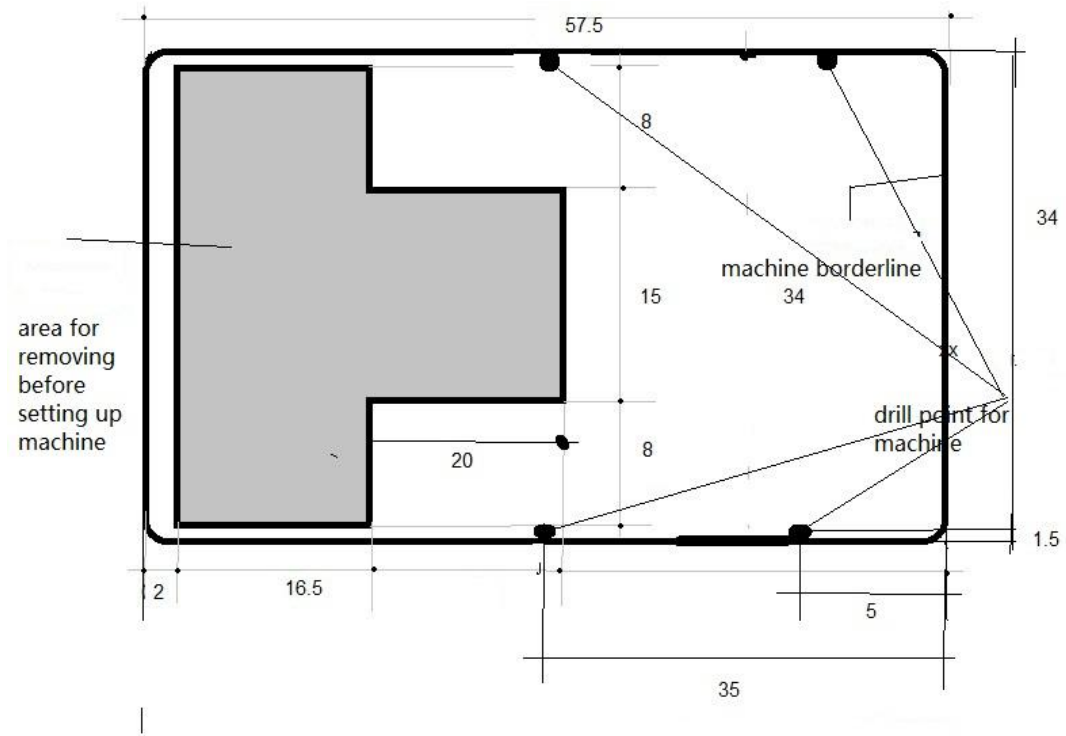
The sign is black with an orange border. At the top center is a red circle with a diagonal slash over a white hand icon, indicating a warning against touching. Below this is the YOGUMIX logo and the text 'General instructions'. A list of ten safety instructions follows, each preceded by a diamond symbol. At the bottom, a double-headed arrow points to the website address 'WWW.GLOBALROYAL.NET'.

YOGUMIX General instructions

- ◆ Do not operate the machine without the protective Perspex shield
- ◆ Unplug the machine from the power source before dismantling the protective Perspex shield
- ◆ Lift machine from bottom parts only. Lifting from machine head is prohibited.
- ◆ Connect the machine to appropriate outlet; do not connect a splitter or extension cord.
- ◆ Check the electrical grounding connection before connecting the machine to power supply
- ◆ Place the machine on a stable flat surface only
- ◆ Do not use major force on the pressing handle
- ◆ Do not operate the mixer over time without ingredients inside
- ◆ Do no disassemble or repair the machine without a qualified technician
- ◆ Do not operate the machine without the guidance from a qualified person.
- ◆ After dismantling machine for wash, make sure that all the parts had been put in the right place before operating the machine again

WWW.GLOBALROYAL.NET

APPENDIX D-CUTTING DIMENSIONS FOR PREPERING SURFACE



please don't forget to leave 35 cm under machine